



LIST PRICE Tyler Cast Iron Soil Pipe & Fittings

Product	Pages	Product	Pages
PIPE & FITTINGS		PIPE & FITTINGS	
No-Hub	2-11	SV Hub & Spigot.....	12-20
		Staple Specials.....	21-23

"Tyler Pipe & Coupling strongly recommends that its hubless cast iron pipe and fittings be joined with shielded couplings manufactured in accordance with CISPI 310. The use of unshielded couplings or any coupling not meeting the above specification will void the product warranty."

WARNING! Testing with compressed air or gas in Cast Iron pipe and fittings may result in explosive failure and could cause severe injury or death. Tyler Pipe recommends hydrostatic testing as described in the CISPI Handbook. **Never test Cast Iron pipe or fittings with compressed air or gas!**

Possession of this price list shall not be construed as an offer to sell the products listed. We reserve the right to reject any order and to refuse to ship any order at our sole discretion.

SHIPPING CODE:
S = From Stock
N = Non-Stock;
Check for availability.
WEIGHTS:
All weights are estimates for shipping purposes only.

Visit our website: www.tylerpipe.com
TYLER TOUGH



Part Number	Ship Code	Size & Description	Approx. Wt.	List Price
-------------	-----------	--------------------	-------------	------------



PIPE, 10' Lengths

006763	S	1½"x10'	30.0	182.70
006770	S	2"x10'	36.0	183.10
006787	S	3"x10'	52.0	253.20
006794	S	4"x10'	74.0	328.60
006800	S	5"x10'	94.0	472.70
006817	S	6"x10'	110.0	564.90
006824	S	8"x10'	180.0	878.40
006831	S	10"x10'	258.0	1,492.50
376583	S	12"x10'	325.0	2,168.10
376590	S	15"x10'	497.0	3,168.40



1/4 BEND

006848	S	1½"	1.9	24.80
006855	S	2"	2.8	27.10
006862	S	3"	4.9	37.80
006879	S	4"	7.7	55.80
006886	S	5"	9.7	125.60
006893	S	6"	13.0	139.30
006909	S	8"	26.2	378.80



REDUCING 1/4 BEND

006916	S	4x3	5.0	113.30
--------	---	-----	-----	--------



1/4 BEND w/2" SIDE OPENING

006923	S	3"	4.4	76.30
006930	S	4"	7.5	124.80



1/4 BEND w/2" HEEL OPENING

006947	S	3"	4.4	59.70
006954	S	4"	6.5	76.10



1/4 BEND w/2" EXTENDED HEEL OPENING

011019	S	3"	7.8	105.90
--------	---	----	-----	--------

Part Number	Ship Code	Size & Description	Approx. Wt.	List Price
-------------	-----------	--------------------	-------------	------------



TAPPED SHORT 1/4 BEND

006961	S	1½"x1½"	1.5	33.60
006978	S	2x1¼"	1.5	36.40
006985	S	2x1½"	1.5	31.30
006992	S	2x2"	2.6	46.00



DOUBLE 1/4 BEND

007012	S	2"	3.6	60.90
007029	S	3"	6.0	98.00
007036	S	4"	9.8	128.90



LONG 1/4 BEND

007067	S	2-12"	5.0	76.10
007043	S	2-14"	5.6	81.80
007050	S	2-16"	6.3	93.60
007074	S	2-18"	6.7	116.90
062875	N	2-24"	10.7	153.70
007081	S	3-12"	7.3	129.10
007098	S	3-18"	10.4	151.30
007104	S	4-12"	10.2	191.40



SHORT SWEEP BEND






007111	S	2"	4.2	37.80
007128	S	3"	6.2	49.30
007135	S	4"	9.6	87.20
007142	S	5"	12.8	152.70
007159	S	6"	15.9	160.40
007166	S	8"	30.0	415.20
007173	S	10"	55.4	757.50
376651	N	12"	70.0	2,365.20
376668	N	15"	130.0	3,097.90







LONG SWEEP BEND


007180	S	1½"	4.1	63.20
007197	S	2"	6.0	58.90
007203	S	3"	8.5	71.40
007258	S	4x3	11.5	227.80
007210	S	4"	13.4	113.60
007227	S	5"	17.0	205.40
007234	S	6"	20.9	250.90





Part Number	Ship Code	Size & Description	Approx. Wt.	List Price
				
1/5 BEND				
007265	S	2	2.0	43.80
007272	S	3	3.5	62.20
007289	S	4	5.5	97.50
				
1/6 BEND				
007296	S	2	2.0	28.40
007302	S	3	3.0	36.80
007319	S	4	5.1	49.30
				
1/8 BEND				
007326	S	1½	1.1	20.60
007333	S	2	2.1	23.30
007340	S	3	3.3	31.30
007357	S	4	4.4	40.90
007364	S	5	6.8	85.20
007371	S	6	8.5	90.60
007388	S	8	15.0	261.10
007395	S	10	30.7	496.10
376491	N	12	39.0	1,002.90
376675	N	15	70.0	2,000.50
				
LONG 1/8 BEND				
382652	S	2-6	2.4	73.50
007401	S	2-12	4.9	72.70
007432	S	2-16	5.9	90.20
007456	S	2-18	6.5	108.40
007425	S	3-12	6.9	114.90
007463	N	3-18	10.2	181.60
007449	S	4-12	10.4	180.50
				
1/16 BEND				
007487	S	1½	1.0	21.80
007494	S	2	1.3	23.80
007500	S	3	2.4	27.70
007517	S	4	3.8	36.60
007524	S	5	5.4	81.10
007531	S	6	7.3	98.00
007548	S	8	12.0	155.90


Part Number	Ship Code	Size & Description	Approx. Wt.	List Price
				
SAN TEE				
007555	S	1½	2.3	34.80
007562	S	2x1½	3.0	37.80
007579	S	2	3.4	37.30
007586	S	3x1½	3.2	44.10
007593	S	3x2	4.9	40.70
007609	S	3	5.9	46.00
007616	S	4x2	6.6	58.40
007623	S	4x3	8.3	66.80
007630	S	4	9.6	87.10
007647	S	5x2	8.7	145.40
007654	S	5x3	9.8	152.70
007661	S	5x4	11.8	157.20
007678	S	5	12.6	203.30
007685	S	6x2	11.0	150.20
007715	S	6x3	11.5	152.70
007692	S	6x4	13.0	157.20
382669	N	6x5	17.4	254.60
007708	S	6	15.0	207.20
007722	S	8x3	17.0	431.60
007739	S	8x4	19.5	442.90
007746	S	8x5	25.0	516.00
007753	S	8x6	25.0	484.20
007760	S	8	33.3	839.90
				
(R&L) SAN TEE w/2" 90° San Opening above C/L - N.O. Code				
007852	S	3(R)	6.3	158.10
007838	S	3(L)	6.3	158.10
007876	S	3(R&L)	7.3	185.70
007869	S	4(R)	9.5	221.40
007845	S	4(L)	9.5	221.40
007883	S	4(R&L)	10.0	280.50
				
(LH) SAN TEE w/2" 45° San Opening above C/L - N.O. Code				
007937	S	3(R)	6.0	243.20
007913	S	3(L)	6.0	243.20
387831	N	3 (R/L)	7.5	456.00
007944	S	4(R)	9.3	371.50
007920	S	4(L)	9.3	371.50
				
HORIZONTAL TWIN TAP TEE				
008170	N	3x1½	8.0	159.40
008187	N	4x1½	9.0	161.10





Part Number	Ship Code	Size & Description	Approx. Wt.	List Price
 SAN TAPPED TEE				
007968	S	1½x1¼	2.3	48.20
007975	S	1½x1½	2.1	46.00
007982	S	2x1¼	2.4	46.00
007999	S	2x1½	2.5	40.70
008002	S	2x2	2.9	46.80
008019	S	3x1¼	3.5	57.40
008026	S	3x1½	3.7	55.50
008033	S	3x2	4.5	64.90
008040	S	3x3	7.4	119.90
008057	N	4x1¼	5.0	73.90
008064	S	4x1½	4.8	57.60
008071	S	4x2	5.4	65.30
383277	S	4x3	7.0	106.90
008095	S	5x1½	8.0	136.00
008101	S	5x2	7.1	157.60
008125	S	6x1½	8.5	155.10
008132	S	6x2	8.3	164.10


 DOUBLE VERTICAL SAN TAP TEE				
008194	S	2x1½	4.1	91.20

 WYE				
008200	S	1½	2.0	35.30
008217	S	2	3.6	34.40
383291	S	3x1½	3.0	44.70
008224	S	3x2	4.3	37.30
008231	S	3	6.5	50.20
008248	S	4x2	5.8	53.40
008255	S	4x3	9.0	69.90
008262	S	4	10.3	80.40
008279	S	5x2	7.2	118.00
008286	S	5x3	10.5	165.70
008293	S	5x4	12.6	170.40
008309	S	5	14.5	190.40
008316	S	6x2	9.5	131.40
008323	S	6x3	11.0	165.70
008330	S	6x4	16.0	170.40
008347	S	6x5	17.7	206.80
008354	S	6	21.0	213.70
008361	S	8x2	15.0	243.80
008378	S	8x3	17.5	267.60


Part Number	Ship Code	Size & Description	Approx. Wt.	List Price
 WYE (Con't)				
008385	S	8x4	21.8	293.20
008392	S	8x5	25.5	355.20
008408	S	8x6	28.3	360.50
008415	S	8	39.3	503.20
008422	S	10x4	37.0	774.30
008439	S	10x6	48.0	810.50
008446	S	10x8	57.0	972.60
008453	S	10	73.0	1,116.60
376736	N	12	112.0	2,199.10
376644	N	15	193.0	5,115.30


 TAP WYE				
008460	S	2x1½	3.5	80.40
008477	N	2x2	5.0	86.90
008484	N	3x1½	3.5	87.60
008491	S	3x2	4.3	98.90
008514	S	4x1½	5.7	98.00
008521	S	4x2	6.0	108.30


 DOUBLE WYE				
008538	S	2	3.6	54.70
008545	S	3x2	6.2	85.20
008552	S	3	6.5	100.90
008569	S	4x2	7.5	113.30
008576	S	4x3	8.5	128.00
008583	S	4	10.3	204.90
008590	S	5x4	15.0	271.90
008606	S	6x4	17.8	292.30
008613	S	6	24.2	361.80
274445	N	8x4	23.0	516.00
383093	N	8x6	32.3	702.20
008620	S	8	50.0	1,065.70


 UPRIGHT WYE				
008668	S	2	5.0	60.50
008675	S	3x2	5.7	59.30
008682	S	3	6.7	82.70
008699	S	4x2	7.8	83.20
008705	S	4x3	10.0	110.50
008712	S	4	13.2	218.80
008729	S	5x2	8.0	359.50
008750	N	5	21.0	410.00





Part Number	Ship Code	Size & Description	Approx. Wt.	List Price
		FLORIDA UPRIGHT WYE (7" Center)		
011293.....	N.....	4x2.....	12.0.....	214.40


Part Number	Ship Code	Size & Description	Approx. Wt.	List Price
		COMBINATION		
008767.....	S.....	1½.....	2.6.....	37.50
008774.....	S.....	2x1½.....	2.8.....	41.80
008781.....	S.....	2.....	4.5.....	39.40
383062.....	N.....	3x1½.....	4.0.....	65.30
008798.....	S.....	3x2.....	5.8.....	49.30
008804.....	S.....	3.....	8.4.....	61.90
008811.....	S.....	4x2.....	7.4.....	64.10
008828.....	S.....	4x3.....	10.6.....	91.20
008835.....	S.....	4.....	16.3.....	119.60
008842.....	S.....	5x2.....	8.0.....	165.10
008859.....	S.....	5x3.....	12.0.....	203.60
008866.....	S.....	5x4.....	14.7.....	224.80
008873.....	S.....	5.....	21.0.....	243.80
008880.....	S.....	6x2.....	10.0.....	165.70
008897.....	S.....	6x3.....	12.5.....	201.10
008903.....	S.....	6x4.....	18.2.....	192.30
008910.....	S.....	6x5.....	23.4.....	262.60
008927.....	S.....	6.....	30.1.....	327.30
008934.....	S.....	8x4.....	24.5.....	398.80
008941.....	S.....	8x6.....	36.0.....	596.50
008958.....	S.....	8.....	50.5.....	765.40


Part Number	Ship Code	Size & Description	Approx. Wt.	List Price
		DOUBLE COMBINATION		
009009.....	S.....	2.....	6.2.....	93.60
009016.....	S.....	3x2.....	7.2.....	122.50
009023.....	S.....	3.....	9.9.....	144.00
009030.....	S.....	4x2.....	7.6.....	178.80
009047.....	S.....	4x3.....	12.0.....	187.60
009054.....	S.....	4.....	17.7.....	283.20


Part Number	Ship Code	Size & Description	Approx. Wt.	List Price
		SAN CROSS		
009061.....	S.....	1½.....	3.1.....	52.60
009078.....	S.....	2.....	4.0.....	63.50
009085.....	S.....	3x2.....	6.1.....	87.40
009092.....	S.....	3.....	6.2.....	97.80
009108.....	S.....	4x2.....	6.2.....	124.70
009115.....	S.....	4x3.....	9.7.....	150.50
009122.....	S.....	4.....	8.9.....	185.30
009139.....	S.....	5x4.....	13.3.....	276.20
009146.....	S.....	6x4.....	12.0.....	267.60
009153.....	S.....	6.....	20.3.....	404.10
009160.....	S.....	8x4.....	25.0.....	647.40
389866.....	N.....	8.....	38.8.....	933.30

Part Number	Ship Code	Size & Description	Approx. Wt.	List Price
		(RH&LH) SAN CROSS w/1 or two 2" 90° San Openings above C/L - N. O. Code		
009221.....	N3 (2 openings).....		9.3.....	259.20
009238.....	S 4 (1 opening).....		11.0.....	280.60
009245.....	S4 (2 openings).....		12.0.....	325.80

Part Number	Ship Code	Size & Description	Approx. Wt.	List Price
		SAN CROSS w/two 2" 45° San Openings same side above C/L N. O. Code		
009252.....	S.....	3.....	7.6.....	342.80
009269.....	S.....	4.....	11.0.....	458.20

Part Number	Ship Code	Size & Description	Approx. Wt.	List Price
		SAN TAP CROSS		
009283.....	S.....	1½x1½.....	3.4.....	57.90
009290.....	S.....	2x1¼.....	3.7.....	62.20
009306.....	S.....	2x1½.....	3.5.....	56.70
009313.....	S.....	2x2.....	4.0.....	67.30
009337.....	S.....	3x1½.....	4.6.....	76.80
009344.....	S.....	3x2.....	5.0.....	86.90
009368.....	S.....	4x1½.....	5.5.....	95.90
009375.....	S.....	4x2.....	6.7.....	122.80
009382.....	N.....	6x1½.....	10.5.....	183.10

Part Number	Ship Code	Size & Description	Approx. Wt.	List Price
		TEST TEE less plug		
009429.....	S.....	2-2.....	2.7.....	33.70
009436.....	S.....	3-3.....	4.8.....	55.40
009443.....	S.....	4-4.....	9.4.....	97.20
009450.....	S.....	5-5.....	14.7.....	199.80
009467.....	S.....	6-6.....	18.4.....	212.40
009474.....	S.....	8-8.....	30.4.....	542.40
381501.....	S.....	10-10.....	59.0.....	1,012.90

Part Number	Ship Code	Size & Description	Approx. Wt.	List Price
		TEST TEE with Type "A" Brass Plug		
011736.....	S.....	2-2.....	3.0.....	62.70
011743.....	S.....	3-3.....	5.5.....	104.90
011750.....	S.....	4-4.....	10.4.....	178.00
011767.....	S.....	5-5.....	16.0.....	327.30
011774.....	S.....	6-6.....	20.7.....	478.30
011781.....	S.....	8-8.....	33.9.....	912.80



Part Number	Ship Code	Size & Description	Approx. Wt.	List Price	Part Number	Ship Code	Size & Description	Approx. Wt.	List Price
-------------	-----------	--------------------	-------------	------------	-------------	-----------	--------------------	-------------	------------

TEST TEE w/FLANGED PLUG





TEST TEE w/FLANGED PLUG


011800	S	2-2	3.34	75.30
011803	S	3-3	6.11	118.00
011804	S	4-4	11.16	193.20
011805	S	5-5	18.52	363.70
011806	S	6-6	22.77	496.60
011808	S	8-8	37.06	935.50
011810	S	10-10	68.82	2,808.90








Part Number	Ship Code	Size & Description	Approx. Wt.	List Price
				
SHORT REDUCER				
009665	S	2x1½	1.1	19.60
382607	N	3x1½	1.7	31.50
009672	S	3x2	1.4	19.50
009689	S	4x2	2.2	29.40
009696	S	4x3	2.2	29.40
383314	S	5x2	3.3	53.70
009702	S	5x3	3.7	54.70
009719	S	5x4	3.6	56.70
009726	S	6x2	4.3	81.10
009733	S	6x3	4.8	79.10
009740	S	6x4	4.2	79.10
009757	S	6x5	5.0	81.10
009764	S	8x2	7.8	125.30
009771	S	8x3	7.9	116.00
009788	S	8x4	7.6	122.00
009795	S	8x5	8.6	137.80
009801	S	8x6	7.5	135.70
009818	S	10x4	15.0	239.60
009825	S	10x6	14.3	253.30
009832	S	10x8	13.0	296.90
377559	N	12x4	20.0	495.90
376507	N	12x6	20.0	531.20
376514	N	12x8	21.0	546.30
376521	N	12x10	25.0	555.40
377566	N	15x4	32.0	1,070.90
376750	N	15x6	35.0	1,011.10
376538	N	15x8	34.0	1,163.40
376545	N	15x10	38.0	1,205.70
376552	N	15x12	37.0	1,181.60


				
INCREASER REDUCER				
009658	S	3x4	4.6	62.30


				
HUB ADAPTER				
009849	S	2	1.9	32.40
009856	S	3	3.4	58.70
009863	S	4	5.0	85.40


				
TAP ADAPTER				
009887	S	1½x1½	1.3	30.00
009900	S	2x1½	1.2	31.10
009917	S	2x2	1.6	31.10
009948	S	3x2	1.4	32.40








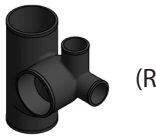
				
CLEANOUT FERRULE Less Plug				
009979	S	2	0.4	25.50
009986	S	3	0.9	29.10
009993	S	4	1.1	32.30
010005	S	5	4.0	76.60
010012	S	6	4.7	72.30
010029	S	8	7.8	174.40





				
CLEANOUT FERRULE with Type "A" Brass Plug				
012108	S	2-1½	0.6	54.70
012115	S	3-2½	1.3	69.80
012122	S	4-3½	1.9	95.90
012139	S	5-4	6.0	150.50
012146	S	6-5	7.3	200.10
012153	S	8-6	10.1	440.40

				
BLIND PLUG				
010036	S	1½	0.8	13.50
010043	S	2	0.7	13.60
010050	S	3	1.2	19.60
010067	S	4	2.0	31.10
010074	S	5	2.5	56.70
010081	S	6	3.0	59.30
010098	S	8	6.7	157.40
010104	S	10	15.5	232.00
377535	N	12	18.0	367.60
377542	N	15	33.0	631.20








				
P-TRAP				
010111	S	1½	2.8	41.80
010128	S	2	4.7	39.40
010135	S	3	9.7	86.30
010142	S	4	14.8	152.70
010159	S	6	33.0	370.30

				
P-TRAP w/½" Tap Primer				
011200	S	2	5.7	89.20
011217	S	3	8.9	141.20
011224	S	4	16.6	247.90
011228	S	6	33.6	615.30

Part Number	Ship Code	Size & Description	Approx. Wt.	List Price
				
LONG P-TRAP				
010166	S	2-12	5.8	105.30
010197	S	2-18	8.5	131.40
				
DEEP SEAL P-TRAP				
010258	S	2	5.7	92.10
010265	S	3	10.4	148.30
010272	S	4	17.2	235.60
				
TAPPED P-TRAP				
010340	N	1½x1½	3.8	78.50
010364	S	2x1½	5.0	81.40
010371	S	2x2	4.8	90.00
				
REDUCING P-TRAP				
011231	N	3x2	10.0	196.60
				
RUNNING TRAP w/4" SINGLE VENT				
010289	S	4	20.0	258.30
				
RUNNING TRAP w/TWO 4" VENTS				
010296	N	4	27.0	326.20
				
9-457 VENTED CLOSET TEE w/2" Top Vent				
010470	S	4x4(R)	12.5	216.30
010487	S	4x4(L)	12.5	216.30
				
9-458 VENTED CLOSET TEE w/2" Top Vent & 2" Extended Side Opening				
010494	S	4x4(R)	12.8	257.90
010500	S	4x4(L)	12.8	257.90

Part Number	Ship Code	Size & Description	Approx. Wt.	List Price
				
9-399 VENTED CLOSET CROSS				
010456	S	4x3	20.0	661.10
				
9-463 VENTED CLOSET CROSS w/2" Top Vent				
010517	S	4x4	13.5	304.20
				
9-464 VENTED CLOSET CROSS w/2" Top Vent & 2" Extended Side Opening				
010531	S	4x4	13.8	347.50
				
CLOSET FLANGE (Slot & Notch)				
010593	S	4x3	4.1	55.60
010609	S	4	4.0	64.70
010616	S	4-4	4.5	64.90
383338	N	4x3x8	5.0	121.70
383345	S	4x4x8	9.0	156.40



Part Number	Ship Code	Size & Description	Approx. Wt.	List Price	Part Number	Ship Code	Size & Description	Approx. Wt.	List Price
 <p>TWO WAY CLEANOUT - East Bay Code</p>					 (R) <p>FIGURE 8</p>				
010630	S	4	26.0	275.40	010906	S	3x2(R)	12.5	328.10
 <p>TWO WAY DOUBLE CLEANOUT</p>					<p>010913.....S.....3x2(L).....12.5.....328.10</p> <p>010944.....S.....3x2(R&L).....13.0.....617.30</p> <p>010920.....S.....4x2(R).....20.3.....454.80</p> <p>010937.....S.....4x2(L).....20.3.....454.80</p> <p>010999.....S.....4x2(R/L).....23.4.....617.30</p>				
010654	S	4x4	18.3	252.20					
 <p>TWO-WAY BAFFLE CLEANOUT</p>									
011163	S	3x3x4	13.0	361.90					
011170	N	4x3x4	24.0	350.40					
011187	S	4x4x4	22.0	350.40					
 <p>FIGURE ONE, No-Hub Top</p>									
010661	S	2x2x1½x1½	4.9	93.10					
 <p>FIGURE 5</p>									
010722	S	2	5.0	90.30					
010739	S	3x2x3x3	12.0	217.80					
010746	S	3	10.5	224.70					
010753	S	4x2x4x4	19.8	348.30					
010760	S	4	20.0	365.70					
 (L) <p>FIGURE 6</p>									
010791	S	3x2(R)	11.4	212.20					
010807	S	3x2(L)	11.4	212.20					
010838	S	3x2(R&L)	13.0	402.10					
010814	S	4x2(L)	18.0	241.70					
010821	S	4x2(R)	18.0	241.70					
010852	S	4x2(R&L)	23.1	421.80					



Part Number	Ship Code	Size & Description	Approx. Wt.	List Price	Part Number	Ship Code	Size & Description	Approx. Wt.	List Price
THREADED VERTICAL STARTER FITTINGS					*NEW YORK VERTICAL STACK STARTER FITTINGS LONG BARREL (30")				
Stack..... 4"		Vent..... 2"							
Waste 4"		OPT Openings 2"							
Left Hand					Left Hand				
376101	S	700L (Plain)	27.0	646.80	019527	N	400L, (Plain)	37.5	626.90
376125	S	700L-X8½	28.5	646.80	390381	N	400L,T4	34.0	626.90
376149	S	800L-Z45°	28.5	667.90	390398	N	400L,T6½	34.0	626.90
376163	N	800L-X8½-Z45°	30.0	682.60	390404	N	400L,L6½	34.0	626.90
018360	S	700L-X8½-Z23.5	30.0	667.90	390411	N	400L,L6½,T6½	34.0	696.20
Right Hand					Right Hand				
376095	S	700R (Plain)	27.0	646.80	019497	N	400L,L26½	38.2	626.90
376118	S	700R-X8½	28.5	646.80	019572	N	400L,L12	38.2	626.90
376132	S	800R-Z45°	28.5	667.90	019466	N	400L,T12	38.2	626.90
376156	N	800R-X8½-Z45°	30.0	682.60	390428	N	400L,L26½,T4	34.0	696.20
018353	S	700R-X8½-Z23.5	30.0	667.90	390435	N	400L,L26½,T6½	34.0	696.20
Double					Double				
376071	S	700D (Plain)	35.0	772.30	019374	N	400L,L26½,T12	40.6	696.20
376064	S	700D-X8½	36.0	772.30	019510	N	400R,(Plain)	37.5	626.90
376088	S	800D-Z45°	39.7	772.30	390329	N	400R,T4	34.0	626.90
376057	N	800D-X8½-Z45°	40.4	916.60	390336	N	400R,T6½	34.0	626.90
018186	S	700D-X8½-Z23.5	40.4	958.40	390343	N	400R,L6½	34.0	626.90
NO-HUB VERTICAL STARTER FITTINGS					Right Hand				
Left Hand					Right Hand				
021339	S	710L (Plain)	28.7	646.80	019480	N	400R,L26½	38.2	626.90
021353	S	710LX8½	29.7	646.80	019602	N	400R,L12	38.2	626.90
021384	S	810L-Z45°	29.9	667.90	019459	N	400R,T12	38.2	626.90
021407	S	810L-X8½-Z45°	31.4	682.60	390367	N	400R,L26½,T4	34.0	696.20
Right Hand					Double				
021346	S	710R (Plain)	28.7	646.80	019534	N	400D,(Plain)	40.0	676.80
021360	N	710R X8½	29.7	646.80	390268	N	400D,T4	38.0	676.80
021391	S	810R-Z45°	29.9	667.90	390275	N	400D,T6½	38.0	676.80
021414	N	810R-X8½-Z45°	31.4	682.60	390282	N	400D,L6½	38.0	734.90
Double					Double				
021292	S	710D (Plain)	31.6	772.30	019589	N	400D,L12	40.7	734.90
021308	S	710DX8½	32.9	772.30	019473	N	400D,T12	40.7	734.90
021322	S	810D-Z45°	33.4	772.30	390312	N	400D,L26½,T6½	38.0	734.90
297598	S	810D-X8½-Z45°	37.7	916.60	019381	N	400D,L26½,T12	43.7	734.90

All Items Are
Shipped From Stock



Part Number	Ship Code	Size & Description	Approx. Wt.	List Price
Stack.....		4"		
Waste		4"		
Vent		2"		
Side Openings.....		"2"		
OPT Tap A.....		2		



ONE VENT

018667	S	9-502 (Plain)	30.0	830.10
018650	S	9-502-A (w/Tap Back)	30.0	869.50



(R)

SIDE INLET P-TRAPS THREADED

019220	S	9-344-LH	2x1½-7½	6.0	95.50
019237	S	9-344-RH	2x1½-7½	6.0	95.50
019244	N	9-344-LH (18)	2x1½-18	9.0	160.00
019251	N	9-344-RH (18)	2x1½-18	9.0	160.00



(L)

SIDE INLET P-TRAPS

019268	S	9-345-LH	2x2-7½	5.1	103.80
019275	S	9-345-RH	2x2-7½	5.1	103.80
019282	S	9-345-LH (18)	2x2-18	8.1	170.10
019299	S	9-345-RH (18)	2x2-18	8.1	170.10



VENTED TUB WYES

018155	S	9-474	2	8.4	172.90
018162	S	9-484	2	7.1	173.10
018131	S	9-494-LH	2	7.9	185.40
018148	S	9-494-RH	2	7.8	185.40



EXTENDED SHORT SWEEP

019077	S	9-291	2x12	5.0	98.00
019084	S	9-291	2x14	5.1	96.00
019091	N	9-291	2x16	6.1	175.70
019107	N	9-291	2x18	7.0	158.40
019060	N	9-291	2x24	11.4	174.40
020431	S	9-376	2x34	15.0	294.40



BY-PASS FITTING

018735	N	9-473	2	...	10.1	105.30
018742	N	9-473-A	2	...	10.6	113.60
018759	N	9-473-B	2	...	10.6	113.60
018766	N	9-473-A/B	2	...	11.1	132.20

Check catalog for locations of Suffix of A or B



DOUBLE SWEEP SAN TEE

019114	N	9-301	2-12	6.1	88.60
019138	S	9-301	2-16	7.1	106.00
019145	N	9-301	2-18	8.0	137.30
062868	N	9-301	2-24	10.3	165.10



LONG SAN TAP TEE

019305	S	9-391	2x1½	8.4	139.50
019312	S	9-391	2x2	8.4	314.60



LONG SAN TAP CROSS

019329	S	9-396	2x1½	10.0	152.70
019336	N	9-396	2x2	10.0	164.80



LONG COMBINATION

019152	N	9-321	2-18	7.1	102.60
019053	S	9-321	2-24	14.0	203.30
020424	S	9-375	2-36	17.0	330.80
020417	S	9-375	3x2-36	26.0	314.10

Part Number	Ship Code	Size & Description	Approx. Wt.	List Price
-------------	-----------	--------------------	-------------	------------



PIPE, SINGLE HUB, 3½' LENGTHS

244059.....	S.....	2"x3½'	15	83.20
244066.....	S.....	3"x3½'	23	91.50
244073.....	S.....	4"x3½'	30	104.00
244080.....	S.....	5"x3½'	38	160.60
244097.....	S.....	6"x3½'	45	189.90
000273.....	S.....	8"x3½'	78	419.50
000280.....	S.....	10"x3½'	116	752.40
000297.....	S.....	12"x3½'	145	1,093.20
000303.....	S.....	15"x3½'	205	1,313.10

PIPE, SINGLE HUB, 5' LENGTHS

000006.....	S.....	2"x5'	18	165.60
000013.....	S.....	3"x5'	28	169.30
000020.....	S.....	4"x5'	42	196.20
000037.....	S.....	5"x5'	48	318.60
000044.....	S.....	6"x5'	55	371.70
000051.....	S.....	8"x5'	100	563.60
000068.....	S.....	10"x5'	150	797.30
000075.....	S.....	12"x5'	190	1,052.40
000082.....	S.....	15"x5'	260	1,642.80

PIPE, SINGLE HUB, 10' LENGTHS

000181.....	S.....	2"x10'	38	164.80
000198.....	S.....	3"x10'	52	216.70
000204.....	S.....	4"x10'	76	281.70
000211.....	S.....	5"x10'	97	397.70
000228.....	S.....	6"x10'	120	484.30
000235.....	S.....	8"x10'	190	754.00
000242.....	S.....	10"x10'	270	1,255.10
000259.....	S.....	12"x10'	355	1,823.30
000266.....	S.....	15"x10'	497	2,664.80

DOUBLE HUB, 30" LENGTHS

000310.....	S.....	2x25"*	12	128.20
000327.....	S.....	3x24½"*	17	160.50
000334.....	S.....	4x24"*	26	182.00

*Laying Length

**Fitting is XH

Part Number	Ship Code	Size & Description	Approx. Wt.	List Price
-------------	-----------	--------------------	-------------	------------



1/4 BEND

000341.....	S.....	2.....	5	37.40
000358.....	S.....	3.....	8	50.00
000365.....	S.....	4.....	13	78.50
000372.....	S.....	5.....	17	109.30
000389.....	S.....	6.....	23	136.30
000396.....	S.....	8.....	41	410.60
000402.....	S.....	10.....	59	600.00
000419.....	S.....	12.....	79	812.80
012894**.....	S.....	15.....	218	2,682.40



1/4 BEND w/Low Heel Inlet

000716.....	S.....	3-2.....	9	128.40
000723.....	S.....	4-2.....	13	136.90



1/4 BEND, REDUCING

100089.....	S.....	3x2.....	7	66.40
000747.....	S.....	4x2.....	7	83.10
000754.....	S.....	4x3.....	12	103.60



LONG 1/4 BEND

000792.....	N.....	2-12.....	7	107.20
000808.....	S.....	2-18.....	8	111.20
000815.....	N.....	3-12.....	11	120.80
000839.....	S.....	4-12.....	16	111.30
000860.....	S.....	4-18.....	17	156.90
000877.....	N.....	4-24.....	28	234.90



DOUBLE 1/4 BEND

392002.....	N.....	4.....	20	228.30
-------------	--------	--------	----	--------



1/4 BEND w/2" Hub Side Outlet






047698.....	N.....	4(R).....	17	135.20
047704.....	N.....	4(L).....	17	135.20







PIPE & COUPLING

SV Hub & Spigot

LP-DWV-2026

Part Number	Ship Code	Size & Description	Approx. Wt.	List Price
				
1/6 BEND				
000464.....	S.....	2.....	4.....	47.40
000471.....	S.....	3.....	6.....	62.50
000488.....	S.....	4.....	10.....	74.80
383116.....	N.....	5.....	14.....	144.70
000495.....	N.....	6.....	18.....	170.30
028536.....	N.....	8.....	38.....	371.40
000501.....	S.....	10.....	44.....	736.90
				
1/8 BEND				
000518.....	S.....	2.....	4.....	26.60
000525.....	S.....	3.....	7.....	41.80
000532.....	S.....	4.....	10.....	61.20
000549.....	S.....	5.....	11.....	86.00
000556.....	S.....	6.....	18.....	103.60
000563.....	S.....	8.....	34.....	309.50
000570.....	S.....	10.....	50.....	444.70
000587.....	S.....	12.....	69.....	843.50
013006**.....	S.....	15.....	144.....	1,878.70
				
LONG 1/8 BEND (18" Laying Length) (*12" LL)				
000983*.....	N.....	3-12.....	10.....	127.20
000990.....	S.....	3-18.....	12.....	134.80
001003*.....	S.....	4-12.....	16.....	123.30
001010.....	S.....	4-18.....	18.....	159.30
393023.....	N.....	6-18.....	31.....	339.40
				
1/16 BEND				
000600.....	S.....	2.....	3.....	30.10
000617.....	S.....	3.....	6.....	46.10
000624.....	S.....	4.....	9.....	53.40
000631.....	S.....	5.....	9.....	88.00
000648.....	S.....	6.....	12.....	90.40
000655.....	S.....	8.....	25.....	317.30
000662.....	S.....	10.....	39.....	487.30
000679.....	S.....	12.....	56.....	1,145.70
063100**.....	S.....	15.....	78.....	1,919.10
				
SINGLE HUB RETURN BEND				
001027.....	S.....	3.....	11.5.....	160.80
001034.....	S.....	4.....	13.0.....	182.50






**Fitting is XH



Part Number	Ship Code	Size & Description	Approx. Wt.	List Price
				
LONG SWEEP BEND				
001041.....	S.....	2.....	8.....	56.90
001058.....	S.....	3.....	11.....	81.20
001065.....	S.....	4.....	20.....	119.20
001072.....	S.....	5.....	20.....	196.90
001089.....	S.....	6.....	30.....	239.50
001096.....	S.....	8.....	54.....	541.70
382638.....	N.....	10.....	95.....	916.00
383581.....	N.....	12.....	105.....	1,484.40
063216**.....	S.....	15.....	230.....	3,698.60
				
LONG SWEEP BEND, REDUCING				
001188.....	S.....	3x2.....	11.....	113.50
001195.....	S.....	4x3.....	13.....	182.70
				
SHORT SWEEP BEND				
001102.....	S.....	2.....	6.....	36.60
001119.....	S.....	3.....	10.....	65.50
001126.....	S.....	4.....	14.....	100.30
001133.....	S.....	5.....	16.....	168.80
001140.....	S.....	6.....	25.....	203.20
001157.....	S.....	8.....	48.....	440.90
001164.....	S.....	10.....	78.....	905.40
383284.....	N.....	12.....	107.....	2,106.30
				
SAN TEE				
001287.....	S.....	2.....	7.....	52.30
001294.....	S.....	3x2.....	11.....	72.70
001300.....	S.....	3.....	11.....	84.40
001317.....	S.....	4x2.....	13.....	88.30
001324.....	S.....	4x3.....	15.....	95.10
001331.....	S.....	4.....	17.....	103.60
001348.....	S.....	5x4.....	18.....	194.10
001355.....	S.....	5.....	19.....	206.40
001362.....	S.....	6x2.....	17.....	183.10
001379.....	S.....	6x3.....	19.....	189.60
001386.....	S.....	6x4.....	24.....	264.60
001393.....	S.....	6.....	29.....	233.80
001409.....	S.....	8x4.....	38.....	396.10
001416.....	S.....	8x6.....	40.....	522.50
001423.....	S.....	8.....	49.....	619.40
001430.....	S.....	10x4.....	50.....	814.10
001447.....	S.....	10x6.....	55.....	894.20
001454.....	S.....	10x8.....	68.....	1,060.40
001461.....	S.....	10.....	78.....	1,136.30
001478.....	S.....	12x6.....	80.....	1,382.30
001485.....	S.....	12x8.....	111.....	1,619.30
001492.....	S.....	12x10.....	115.....	1,768.00
001508.....	S.....	12.....	113.....	2,008.20
001515.....	N.....	15x6.....	145.....	3,484.60
001522.....	N.....	15x8.....	173.....	3,376.90
001546.....	N.....	15x12.....	204.....	3,733.90
013563**.....	S.....	15.....	280.....	3,858.50

SV Hub & Spigot

LP-DWV-2026



Part Number	Ship Code	Size & Description	Approx. Wt.	List Price
		SAN TEE w/3 1/2 Cleanout on Main		
112822	N	4	15.1	242.60
	(L)	SAN TEE w/2" Side Opening		
002284	S	4(R)	19.7	218.20
002307	S	4(L)	19.7	218.20
002321	S	4(R&L)	21	276.70
	(R)	SAN TEE w/ 2" Side Taps		
002369	N	4(R)	20	210.80
002376	N	4(L)	20	210.80
002383	N	4(R&L)	20	280.90
		STRAIGHT TEE		
001201	N	2	7	75.60
001218	S	3x2	9	91.10
001225	S	3	12	112.60
001232	N	4x2	13	117.20
001249	N	4x3	14	129.70
001256	N	4	15	144.40
001263	S	6x4	22	251.50
001270	N	6	24	302.10
113324	N	8x4	37	553.80
		WYE		
001560	S	2	8	47.70
001577	S	3x2	12	68.50
001584	S	3	14	88.30
001591	S	4x2	13	92.00
001607	S	4x3	17	101.40
001614	S	4	18	118.30
001621	S	5x2	14	156.80
001638	S	5x3	17	165.30
001645	S	5x4	19	161.30
001652	S	5	23.4	209.80
001669	S	6x2	16.5	181.60
001676	S	6x3	23.8	185.50
001683	S	6x4	27	183.60
001690	S	6x5	31	257.60

Part Number	Ship Code	Size & Description	Approx. Wt.	List Price
		WYE (Con't)		
001706	S	6	36	272.30
383482	N	8x2	31	408.40
387848	S	8x3	33	406.10
001713	S	8x4	45	350.40
001720	S	8x5	46	414.00
001737	S	8x6	53	435.20
001744	S	8	65	665.80
001751	S	10x3	56	610.10
001768	S	10x4	64	600.00
001775	S	10x5	65	663.10
001782	S	10x6	76	654.10
001799	S	10x8	85	897.90
001805	S	10	107	1,075.70
001812	S	12x4	76	1,014.00
001829	S	12x5	75	1,077.60
001836	S	12x6	84	1,045.10
001843	S	12x8	110	1,303.90
001850	S	12x10	159	2,393.30
001867	S	12	176	2,716.50
001874	S	15x4	138	3,389.60
001881	S	15x6	171	3,542.00
001898	S	15x8	207	3,607.80
001904	S	15x10	213	3,741.70
001911	S	15x12	242	3,813.50
013853**	S	15	333	5,107.90
	(L)	WYE w/2" Side Opening		
002390	S	4(R)	18	208.40
002406	S	4(L)	18	208.40
		DOUBLE WYE		
002598	S	2	9.1	116.30
002604	S	3x2	13	123.60
002611	S	3	16	144.90
002628	S	4x2	15	148.80
002635	S	4x3	19	156.90
002642	S	4	23	189.60
392026	N	5	27	365.70
387855	S	6x3	23	379.10
002659	S	6x4	32	384.00
002666	S	6	45	495.50
002673	S	8x4	50.1	827.70
002680	S	8x6	64	850.40
002697	S	8	90	1,194.70
383086	N	10x6	81	1,814.30
002703	S	10x8	114	2,777.80
002710	S	10	120	2,878.90
002727	S	12x8	136	3,301.70
002734	S	12	175	3,295.20
063537**	N	15	354	7,761.70
**Fitting is XH				



PIPE & COUPLING

SV Hub & Spigot

LP-DWV-2026

Part Number	Ship Code	Size & Description	Approx. Wt.	List Price
		DOUBLE WYE w/2" Side Opening		
002932.....	S.....	4.....	26.....	378.10
		COMBINATION		
001966.....	S.....	2.....	8.....	65.50
001973.....	S.....	3x2.....	12.....	75.30
001980.....	S.....	3.....	14.....	99.50
001997.....	S.....	4x2.....	15.....	101.40
002000.....	S.....	4x3.....	18.....	119.40
002017.....	S.....	4.....	24.....	137.30
002024.....	S.....	5x2.....	15.....	210.30
383123.....	N.....	5x3.....	22.....	280.50
002031.....	S.....	5x4.....	24.....	249.40
002048.....	S.....	5.....	30.....	260.20
002055.....	S.....	6x2.....	17.....	212.60
002062.....	S.....	6x3.....	21.....	226.30
002079.....	S.....	6x4.....	32.....	237.50
388258.....	S.....	6x5.....	40.....	327.60
002086.....	S.....	6.....	45.....	329.40
383611.....	N.....	8x2.....	34.....	448.20
002093.....	S.....	8x4.....	44.....	394.80
384748.....	N.....	8x5.....	53.....	608.80
002109.....	S.....	8x6.....	60.....	542.10
002116.....	S.....	8.....	85.....	812.80
		COMBINATION SHORT TURN		
086192.....	N.....	4.....	19.....	137.40
	(R)	COMBINATION W/2" SIDE OPENING		
002413.....	S.....	4 R.....	27.....	258.20
002420.....	S.....	4 L.....	27.....	258.20
		COMBINATION w/3½" Cleanout on Main		
046028.....	S.....	4.....	20.....	254.70

Part Number	Ship Code	Size & Description	Approx. Wt.	List Price
		DOUBLE COMBINATION		
002758.....	S.....	2.....	12.....	134.10
002765.....	S.....	3x2.....	14.....	149.10
002772.....	S.....	3.....	20.....	172.20
002789.....	S.....	4x2.....	17.....	174.10
002796.....	S.....	4x3.....	23.....	198.00
002802.....	S.....	4.....	34.....	282.30
101925.....	S.....	5x4.....	38.....	515.70
002819.....	S.....	6x4.....	52.4.....	637.90
002826.....	S.....	6.....	80.....	974.80
		DOUBLE COMBINATION Short Turn		
393245.....	N.....	4.....	26.....	349.20
		DOUBLE COMBINATION w/2" Side Opening		
002949.....	S.....	4.....	33.....	463.60
		SAN CROSS		
002512.....	S.....	2.....	9.....	113.90
002529.....	S.....	3x2.....	13.....	138.30
002536.....	S.....	3.....	15.....	137.70
002543.....	S.....	4x2.....	15.....	134.80
002550.....	S.....	4x3.....	18.....	175.30
002567.....	S.....	4.....	19.....	172.80
002574.....	N.....	5x4.....	26.....	288.80
102618.....	N.....	6x4.....	31.....	350.50
383321.....	S.....	6.....	44.....	429.20
002581.....	N.....	8x4.....	40.....	713.80
		SAN CROSS w/2" Side Opening		
002871.....	N.....	4 (1 side).....	27.....	268.60


**Fitting is XH

SV Hub & Spigot


LP-DWV-2026





PIPE & COUPLING


Part Number	Ship Code	Size & Description	Approx. Wt.	List Price
 STRAIGHT TAPPED TEE				
002963	N	2x1½	6	72.30
024507	S	*2x2	6	91.60
002994	N	3x1½	7	85.90
003007	S	3x2	8	83.10
003045	S	4x2	11	97.60
392071	N	4x3	12	167.60
003076	S	5x2	13	315.50
003083	S	5x4	15	358.30
003090	S	6x2	26	333.40
003106	S	6x4	25	554.50


* Same as 2" Test Tee with 2" IPS

 SAN TAPPED TEE				
003137	S	2x1½	6	73.80
003144	S	2x2	7	70.30
003168	N	3x1½	8	85.80
003175	S	3x2	9	78.60
003182	N	3x3	11	118.70
003205	N	4x1½	13	107.20
003212	S	4x2	13	128.10
399247	N	4x3	14	155.50



 LONG SAN TAP TEE				
380016	S	2x2x18	8.6	173.90


 TAPPED WYE				
003236	S	3x2	9	117.90
003243	S	4x1½	12	132.50
003250	S	4x2	12	132.50


 TAPPED DOUBLE WYE				
003441	S	4x2	14	273.40


 SAN TAPPED CROSS				
003359	S	2x1½	8	85.20
003366	S	2x2	8	87.70
003397	S	3x2	10	118.20
003410	S	4x1½	12	147.60
003427	S	4x2	12	145.80

**Fitting is XH

Part Number	Ship Code	Size & Description	Approx. Wt.	List Price
 STRAIGHT TAPPED CROSS				
003311	S	3x2	9	102.90
003328	S	4x2	11	131.10
003335	S	5x2	13	282.70
 STRAIGHT CROSS				
102588	N	4x2	16	155.70
102595	N	4	18	194.60

 TWO-WAY CLEANOUT Memphis Code				
003465	S	4	34.5	440.90

 TWO-WAY DOUBLE CLEANOUT				
003519	S	4	29	255.60
003533	S	6x4	35	461.80







 REDUCER				
003588	S	3x2	5	36.60
003595	S	4x2	6	41.80
003601	S	4x3	7	47.70
383598	S	5x2	6	101.10
383604	N	5x3	7	106.80
003618	S	5x4	8	61.40
003625	S	6x2	9	99.90
003632	S	6x3	9	97.60
003649	S	6x4	11	96.20
003656	S	6x5	9	103.60
383352	N	8x3	14	187.10
003663	S	8x4	13	160.50
003670	S	8x5	14	169.20
003687	S	8x6	17	164.80
003694	S	10x4	26	241.80
383369	S	10x5	38	282.90
003700	S	10x6	27	270.60
003717	S	10x8	24	270.90
003724	S	12x4	22	393.90
003731	S	12x6	24	422.20
003748	S	12x8	31	433.90
003755	S	12x10	37	440.90
003762	S	15x6	60	823.30
003779	S	15x8	65	894.90
003786	S	15x10	70	927.70
003793	S	15x12	80	938.50









PIPE & COUPLING

SV Hub & Spigot

LP-DWV-2026




Part Number	Ship Code	Size & Description	Approx. Wt.	List Price
 <p style="text-align: center;">45 DEGREE OFFSET</p>				
003540	N	4x4	12	131.10
003557	N	4x6	15	143.60
003564	N	4x8	18	160.50
 <p style="text-align: center;">REGULAR INCREASER</p>				
045939	S	2x4-9	9	87.80
003809	S	3x4-9	9	96.40
003816	S	4x5-9	11	114.50
003823	S	4x6-9	12	130.70
003830	N	4x8-12	22	270.60
277248	S	5x6-9½	13	193.60
003847	N	6x8-12	24	313.30
384724	N	8x10-12	44	575.70
003854	N	10x12-12	60	1,012.30
 <p style="text-align: center;">LONG PLAIN INCREASER</p>				
003885	S	3x4-24	14	142.90
003892	S	4x5-30	24	205.20
 <p style="text-align: center;">LONG TAPPED INCREASER</p>				
003939	S	2x4-24	13	298.10
 <p style="text-align: center;">DOUBLE HUB FITTING</p>				
003960	S	2	4	41.80
003977	S	3	6	57.40
003984	S	4	8	65.50
003991	S	6	11	128.50
384755	S	8	22	338.20
004004	N	10	37	711.40
384762	N	12	51	1,030.60
063711**	S	15	87	1,459.30
 <p style="text-align: center;">PIPE PLUG</p>				
004035	S	2	1	18.80
004042	S	3	2	26.70
004059	S	4	4	32.70
004066	N	5	6	64.40
004073	S	6	6	61.40
004080	S	8	11	150.30
004097	S	10	17	212.20
004103	S	12	25	309.10
063773**	S	15	35	657.40

Part Number	Ship Code	Size & Description	Approx. Wt.	List Price
 <p style="text-align: center;">VENT BRANCH</p>				
002215	N	4	17	215.40
 <p style="text-align: center;">H BRANCH</p>				
002222	N	2	8	114.40
002239	N	3x2	10	135.20
002246	N	3	12	208.20
002253	N	4x3	14	200.90
002260	S	4	18	218.30
 <p style="text-align: center;">P-TRAP</p>				
004486	S	2	8	59.80
004493	S	3	13	89.20
004509	S	4	21	128.40
004516	S	5	23	318.60
004523	S	6	40	396.10
004530	S	8	97	1,194.80
 <p style="text-align: center;">P-TRAP w/½" Heel Tap</p>				
004813	S	2	7	98.60
004820	S	3	13	166.70
004837	S	4	18	182.50
 <p style="text-align: center;">P-TRAP w/Side Cleanout (R)</p>				
384779	N	4RH	20	289.20
384786	N	4LH	20	289.20
 <p style="text-align: center;">DEEP SEAL P-TRAP</p>				
004844	S	2	9	106.00
004851	S	3	18	130.70
004868	S	4	29	207.40
382614	N	6	43	494.50

SV Hub & Spigot

LP-DWV-2026



Part Number	Ship Code	Size & Description	Approx. Wt.	List Price	Part Number	Ship Code	Size & Description	Approx. Wt.	List Price
 <p style="text-align: center;">RUNNING TRAP</p>									
004578	S	4	19	251.70					
004585	S	6	65	1,115.70					
 <p style="text-align: center;">RUNNING TRAP w/Hub Vent Size(Vent)</p>									
004615	S	3(3)	16	199.50					
004622	S	4(4)	23	271.40					
004639	S	5(4)	28	432.50					
004646	S	6(4)	73	1,163.80					
004660	S	8(6)	105	4,157.40					
 <p style="text-align: center;">RUNNING TRAP w/Two Hub Vents Size(Vents)</p>									
004707	S	3(3-3)	19	233.10					
004714	S	4(4-4)	28	326.40					
004721	S	5x4(4-4)	44.5	596.10					
004738	S	5(4-4)	46.5	596.10					
004745	S	6(4-4)	81	1,167.10					
004752	S	6(6-6)	95	1,426.10					
053880	N	8(4-4)	99	5,204.00					
004769	S	8(6-6)	155	5,345.20					
004776	N	10(8-8)	210	6,018.90					
004783	S	12(10-10)	325	8,473.60					
004790	S	15(12-12)	575	18,450.10					



PIPE & COUPLING

SV Hub & Spigot

LP-DWV-2026

Part Number	Ship Code	Size & Description	Approx. Wt.	List Price
	(LH)	4" BACK OUTLET CLOSET FITTING 4" TAP W.C. CONNECTION with front & back 2" Waste Tee Tap with 6 1/2" Inlet		

Part Ship Number	Code	Item	Weight	List Price
107163	N	SV-973R	34.8	448.00
107194	N	SV-973L	39.0	448.00

	(RH)	4" BACK OUTLET CLOSET FITTING 4" TAP W.C. CONNECTION with front & back 2" Waste Tee Tap with 9 1/2" Inlet		
--	------	---	--	--

Part Ship Number	Code	Item	Weight	List Price
107170	N	SV-973R	34.0	493.90
107217	N	SV-973L	39.0	493.90
107255	S	SV-975D	42.5	658.80

	(LH)	4" FLOOR OUTLET CLOSET FITTING 4" CAULK HUB W.C. CONNECTION with front & back 2" Waste Tee Tap with 6 1/2" Inlet		
--	------	--	--	--

Part Ship Number	Code	Item	Weight	List Price
107231	S	SV-974R	38.7	448.00
107248	S	SV-974L	39.6	448.00
107262	S	SV-976D	50.8	597.60

		SINK STACK with three 2" Waste Taps		
--	--	--	--	--

Part Ship Number	Code	Item	Size	Weight	List Price
005827	S	770 C3D	3x2	19	226.70
005834	S	770 C4D	4x2	22	226.70

Part Number	Ship Code	Size & Description	Approx. Wt.	List Price
		2" TAPPED DOUBLE WYE with 2" Hub Vent		

Part Ship Number	Code	Item	Weight	List Price
005841	S	560	10	113.30

		2" TAPPED VENT BYPASS with 2" Side Taps		
--	--	--	--	--

Part Ship Number	Code	Item	Weight	List Price
005780	N	233C	10	168.20

		2" TAPPED BATH WYE with 2" Hub Vent		
--	--	--	--	--

Part Ship Number	Code	Item	Weight	List Price
005766	S	555C	7	114.30

		TAPPED CLOSET BENDS (4" Spigot, 3 1/2" Tap on Rise)		
--	--	--	--	--

Part Ship Number	Code	Item	Size	Weight	List Price
005803	S	410C	3 1/2x4-24	21	264.20

		2" TAPPED LONG SWEEP TEE (Taps on Run, Hub on Rise)		
--	--	--	--	--

Part Ship Number	Code	Item	Weight	List Price
005773	S	491C	7	97.10

SV Hub & Spigot

LP-DWV-2026



Part Number	Ship Code	Size & Description	Approx. Wt.	List Price	Part Number	Ship Code	Size & Description	Approx. Wt.	List Price
-------------	-----------	--------------------	-------------	------------	-------------	-----------	--------------------	-------------	------------



(RH)

WASTE TEE/CROSS
with three 2" Hubs and two 2" Waste Tee Taps

Part Number	Ship Code	Item	Weight	List Price
005858	S	1739 R	45	676.50
005865	S	1739 L	45	676.50
005872	S	1739 D	56	790.10



(LH)

SV-458 Vented Closet Tee
with 2" Top Vent & 2" Extended Side Inlet

Part Number	Ship Code	Item	Weight	List Price
005575	N	4x2x2x4(R)	37	469.10
005582	N	4x2x2x4(L)	37	469.10



(DBL)

SV-459D Vented Closet Cross
with 2" Top Vent & 2" Extended Side Inlet

Part Number	Ship Code	Item	Weight	List Price
005599	N	4x2x2x4(Dbl)	47	531.20



(RH)

SV-460 Vented Closet Tee
with 2" Top Vent RH/LH

Part Number	Ship Code	Item	Weight	List Price
452324	N	4x4x2x4(R)	35	469.10
452348	N	4x4x2x4(L)	35	469.10



PIPE & COUPLING



**2-11 STANDARD CLEANOUT FERRULE
(LESS IPS PLUG)**

Part Ship Number	Pipe Code	Plug Size	IPS	List Weight	Price
023210	S	2	1½	1.0	22.20
023234	S	3	2½	2.0	35.80
023258	S	4	3	2.8	43.90
023272	S	4	3½	3.0	45.40
023296	S	5	4	4.0	61.20
023319	S	6	5	5.0	83.20
023333	S	8	6	10.5	159.20
023357	S	10	6	18.0	252.60
023388	S	12	6	24.0	348.10
023371**	S	15	6	45.0	757.60



**2-11 STANDARD CLEANOUT FERRULE
WITH TYPE A BRASS PLUG**

Part Ship Number	Pipe Code	Plug Size	Size	List Weight	Price
023395	S	2	1½	1.2	46.60
023425	S	3	2½	2.4	70.10
023456	S	4	3	3.5	81.60
023487	S	4	3½	3.8	105.80
023517	S	5	4	5.0	123.30
023548	S	6	5	6.3	190.80
023586	S	8	6	12.8	382.70
023609	S	10	6	20.3	476.70
023630	S	12	6	26.3	572.00
023623**	S	15	6	47.3	971.70

For other plugs, order ferrule less plug and select brass plug from page 19.



2-30 SV INSERTABLE JOINT

Part Ship Number	Code	Size	List Weight	Price
428336	N	2	7.0	107.20
024415	N	3	11.0	168.20
024422	N	4	14.0	185.20
384731	S	5	17.0	233.10
383178	N	6	22.0	283.70
102717	N	8	37.0	562.10



2-40 THREADED HUB ADAPTOR

Part Number	Ship Code	Hubx IPS	Weight	List Price
022121	S	2x2	3.0	73.30
022138	S	3x3	5.0	105.80
022145	S	4x4	6.0	107.70



2-41 THREADED SPIGOT ADAPTOR

Part Ship Number	Code	Spig x IPS	List Weight	Price
024446	S	2x2	2.0	61.80
024453	S	3x3	3.5	82.90
024460	S	4x4	4.5	131.20



TAPPED SPIGOT

Part Ship Number	Code	Spig x IPS	List Weight	Price
111719	N	4x2	4.7	104.50



2-70 TEST TEE (LESS IPS PLUG)

Part Ship Number	Pipe Code	Plug Size	IPS	List Weight	Price
024507	S	2	2	6	91.60
024521	S	3	3	10	204.70
024545	S	4	3½	14	217.20
024569	S	*4	3½	10	139.90
024583	S	4	4	14	217.50
024576	S	*4	4	10	151.80
024606	S	5	5	22	263.40
024613	S	6	6	26	349.20
024637	S	8	8	47	630.10
024668	S	10	10	73	1,616.20

* SHORT LAYING LENGTH



2-70 TEST TEE w/ TYPE A BRASS PLUG

Part Number	Ship Code	Pipe Size	Plug Size	Weight	List Price
024675	S	2	2	6.3	115.80
024699	S	3	3	10.7	270.60
024750	S	4	3½	14.8	257.40
024712	S	*4	3½	10.8	199.30
024774	S	4	4	15.0	238.20
024736	N	*4	4	11.0	232.60
024798	S	5	5	23.3	370.60
024811	S	6	6	28.3	714.40
024835	S	8	8	50.5	941.50
025436	S	**10	10	80.0	2,890.80
383079	S	12	8	90.0	2,088.90

* SHORT LAYING LENGTH

** TYPE "O" PLUG

**Fitting is XH



2-252 CLOSET FLANGE

Part Ship Number	Size x Code	Size/Offset	List Weight	Price
022848	S	4x1	2.0	29.40
022855	S	4x1½	2.0	29.40
022862	S	4x2	2.0	35.10
022923	S	*4x2	2.8	38.60
022879	S	4x2½	3.0	38.60
022886	S	4x3	4.0	47.40
022893	S	4x4	5.0	62.50
022930	S	*4x4	5.0	92.20
022909	S	4x5	6.0	104.70
022916	S	4x6	7.0	109.80
022978	S	4x2/1	2.5	101.10
484189	S	4x2½/1	3.3	106.50
022985	S	4x4/2	4.5	188.90
022947	S	4x3x3	3.0	53.10
022992	S	4x2 TS	3.7	118.80
022954	S	4x4 TY	5.8	96.40

* 1/4" TAP, PORTLAND CODE



2-253 NORTHEAST SPECIAL SERIES CLOSET BEND
with 1½" or 2" Side Tap

Part Ship Number	Code	Size	Height x Length-Taps	List Weight	Price
025658	N...4	6x16xT2-2,L,R		18.0	292.40
276876	S...4	6x16xT4-1½,2L,2R		21.0	342.00
276883	N...4	6x16xT4-2,2L,2R		21.0	348.40
025917	S...4	16x16xT2-1½-LH,RH		22.0	385.20
284789	S...4	16x16xT4-1½,2LH,2RH		27.0	422.60
277446	N...4	16x16xT4-2,2L,2R		27.0	429.70
284819	S...4	16x16xY2-1½,L,R		24.0	325.90
025955	N...4	16x16xY2-2,LH,RH		24.0	331.80

NOTE: T2 & Y2 FITTINGS FURNISHED WITH TWO 1½" OR 2" RAISED HEAD BRASS PLUG.
T4 FITTINGS FURNISHED WITH FOUR 1½" OR 2" RAISED HEAD BRASS PLUGS.



2-253 PLAIN END CLOSET BEND

Part Ship Number	Code	Height Size	- Length	List Weight	Price
382621	S	3	16-16	15	214.20
025504	S	4	4-12	10	107.70
025511	S	4	4-14	12	134.30
025528	S	4	4-16	15	155.90
025535	S	4	4-18	17	179.70
025542	S	4	6-12	11	124.60
025566	S	4	6-15	14	179.70
025573	S	4	6-16	16	179.70
025580	S	4	6-18	18	203.20
025733	S	4	8-16	14	157.30
025757	S	4	10-12	13	146.30
025771	S	4	10-16	17	200.30
025788	S	4	10-18	19	216.10
025795	S	4	12-12	12	159.20
025801	S	4	12-14	14	177.20
025818	S	4	12-16	20	181.50
025825	S	4	12-18	20	218.30
025832	S	4	14-16	16	204.70
025849	S	4	14-18	22	225.50
025856	S	4	16-16	22	236.70
025863	S	4	16-18	22	241.60
025962	S	4	18-18	25	374.80



2-254 PLAIN END CLOSET BEND REDUCING

Part Ship Number	Code	Height Size	- Length	List Weight	Price
025979	S	4x3	6-12	11	122.30
025986	S	4x3	6-15	12	149.50
025993	S	4x3	6-16	12	146.30
026006	S	4x3	6-18	14	193.70
026037	S	4x3	10-12	13	149.80
026044	S	4x3	10-15	15	178.60
026068	S	4x3	10-18	19	186.20
026075	S	4x3	12-12	15	157.30
026099	S	4x3	16-16	19	230.50
026129	S	4x3	18-18	22	289.10



PIPE & COUPLING



2-256 CLOSET BEND REGULAR HUB

Part Ship Number	Code	Size	Length	List Weight	Price
026136	S	4	12	12	159.30
026143	S	4	14	14	164.80
026150	S	4	16	16	248.90
026167	S	4	18	18	249.80



VENT CAP WITH SET SCREW

Part Number	Ship Code	Size	Weight	List Price
014591	N	4	4.0	66.40



TYPE A - BRASS CLEANOUT PLUG
LOW SQUARE HEAD

Part Number	Ship Code	Plug Size	Weight	List Price
021551	S	1¼	.1	22.40
021568	S	1½	.2	24.60
021575	S	2	.3	24.60
021582	S	2½	.4	34.90
021599	S	3	.7	38.20
021605	S	3½	.8	54.30
021612	S	4	1.0	63.30
021629	S	5	1.3	109.30
021636	S	6	2.3	227.70
021643	S	8	3.5	317.30
021889	S	*10	6.5	1,371.30

*Type "O"



TYPE S - BRASS CLEANOUT PLUG
PLAIN COUNTERSUNK

Part Ship Number	Plug Code	Size	List Weight	Price
021896	S	1½	.3	26.60
021902	S	2	.4	34.10
021919	S	2½	.6	41.10
021926	S	3	.7	45.80
021933	S	3½	.8	54.30
021940	S	4	1.0	72.90
021957	S	5	1.2	121.60
021964	S	6	1.8	214.00
021971	S	8	3.3	242.40



Visit Our Website
www.tylerpipe.com

1. [SEARCH INVENTORY](#) for all DWV Cast Iron, Gaskets & Coupling Products in stock, 24 hours a day, 7 days a week.
2. [SEE THE ENTIRE TYLER DWV CATALOG](#)
View, print and download drawings and specifications.
3. [FIND THESE COMPLETE LIST PRICE SHEETS](#)
just as you see them here, page-by-page. Use the Index to go right to the product group you need . View them, print them, download them.

Use the buttons on our web page to access any of these features.

Stock checks now take just seconds. You can examine inventory by using either the part numbers found in the Price Sheets, or search by product description.

Download Tyler Pipe Technical Tools Mobile App
at

